

# **CORPORATE DASHBOARD REPORTS**

**(FLINTSHIRE COUNTY COUNCIL)**

**MID YEAR 2024/25**

**(APRIL - SEPTEMBER)**

# Table of Contents

<b>1. Flintshire County Council Cumulative Totals</b>	<b>3</b>
<b>2. Non - Schools</b>	
2.1. Headcount and Full Time Equivalent (FTE)	4
2.2. Age Profile	5
2.3. Attendance	6
2.4. Turnover and Stability	7
2.5. Equality and Diversity	8
2.6. Resource Management (Agency)	10
<b>3. Schools</b>	
3.1. Headcount and Full Time Equivalent (FTE)	11
3.2. Age Profile	12
3.3. Attendance	13
3.4. Turnover and Stability	14
3.5. Equality and Diversity	15

# 2024/25 DASHBOARD

## FLINTSHIRE COUNTY COUNCIL CUMULATIVE TOTALS

### TOTAL HEADCOUNT

5,993

### TOTAL FTE

4,833

### LEAVERS / TURNOVER

455 / 7.59%

### AGENCY SPEND 2024/25

£2.54m

### TARGET 2024/25

£1.70m

### DAYS LOST PER FTE 2024/25

5.43

### TARGET 2024/25

8.00

# MID YEAR 2024/25 DASHBOARD

## HEADCOUNT AND FULL TIME EQUIVALENT (FTE) - NON SCHOOLS

4

### TOTAL HEADCOUNT

2,949

30/09/2023  
2,973

Decrease of  
24 people  
(+4.28%)

30/09/2024  
2,949

### TOTAL FULL TIME EQUIVALENT

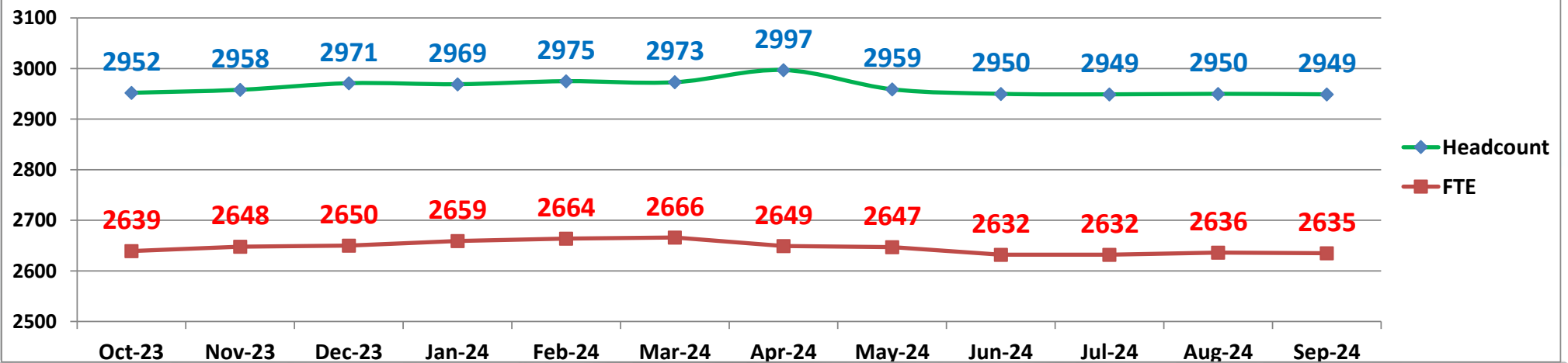
2,635

30/09/2023  
2,630

Increase of 5  
FTE  
(+3.83%)

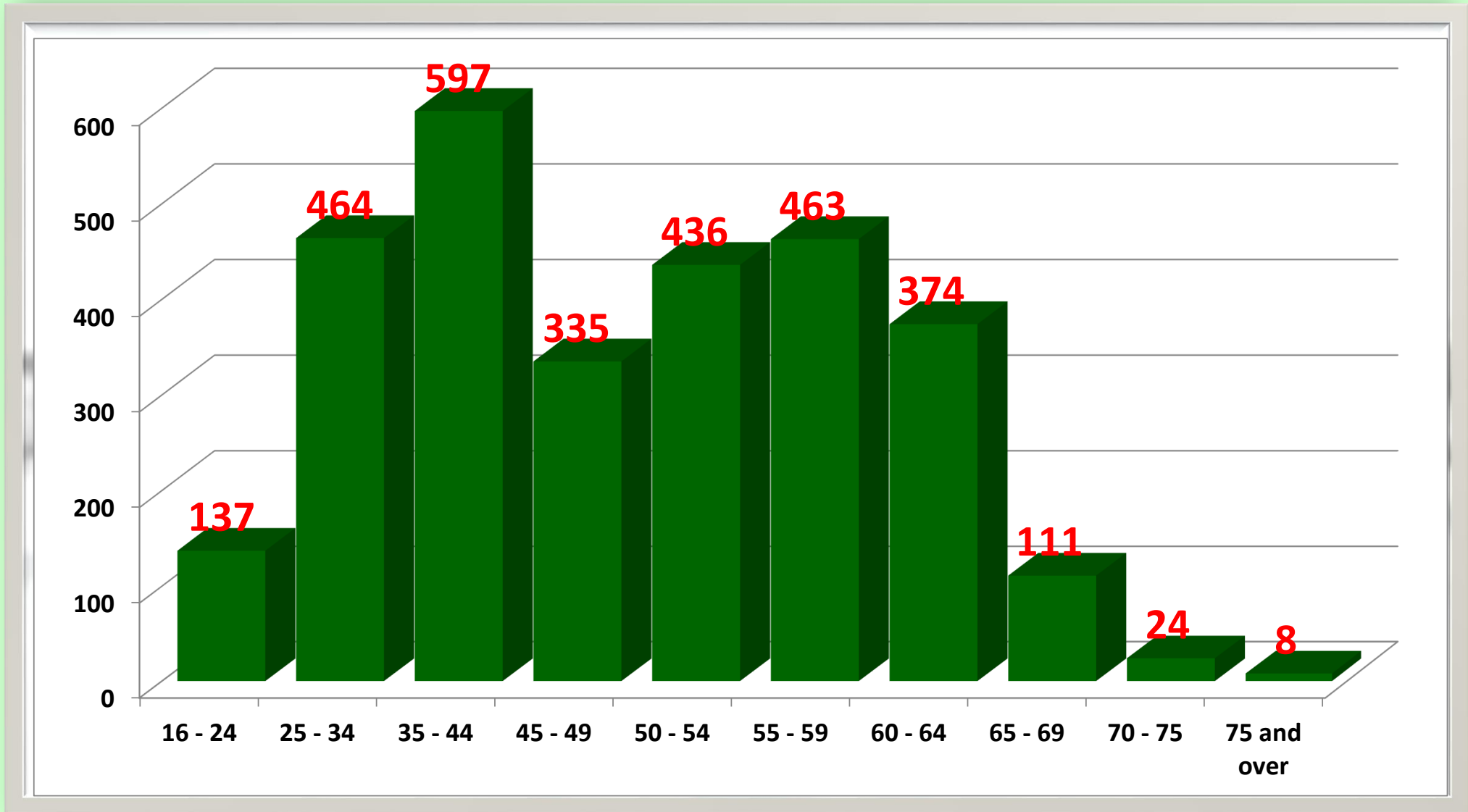
30/09/2024  
2,635

### HEADCOUNT AND FTE - 12 MONTH TREND



# MID YEAR 2024/25 DASHBOARD

## AGE PROFILE - NON-SCHOOLS



# MID YEAR 2024/25 DASHBOARD

## ATTENDANCE - NON-SCHOOLS

6

### DAYS LOST PER FTE 2024/25



30/09/2023  
5.76

5.57

30/09/2024  
5.57



Improvement of 0.19

### TOP 4 REASONS

1. STRESS, DEPRESSION, ANXIETY
2. MUSCULOSKELETAL
3. INFECTIONS
4. STOMACH, LIVER, VOMITING

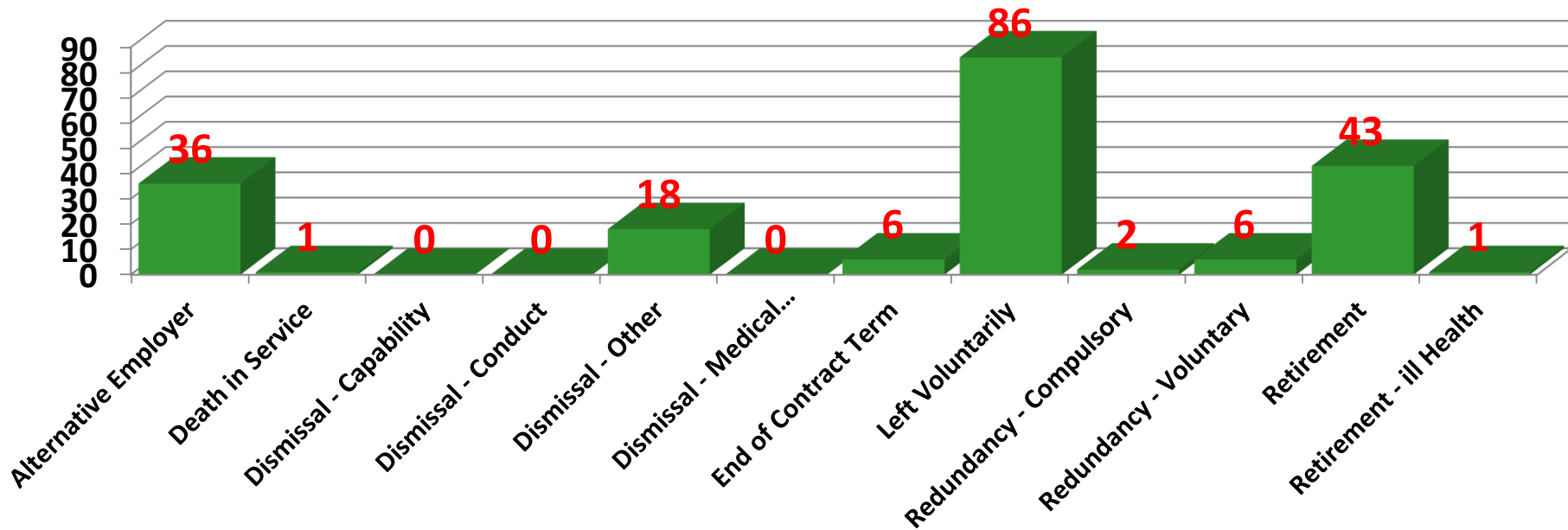
# MID YEAR 2024/25 DASHBOARD

## TURNOVER AND STABILITY - NON SCHOOLS

### LEAVERS - 2024/25

199

### LEAVER REASON - 2024/25





# MID YEAR 2024/25 DASHBOARD

## EQUALITY AND DIVERSITY - NON-SCHOOLS

### GENDER BREAKDOWN

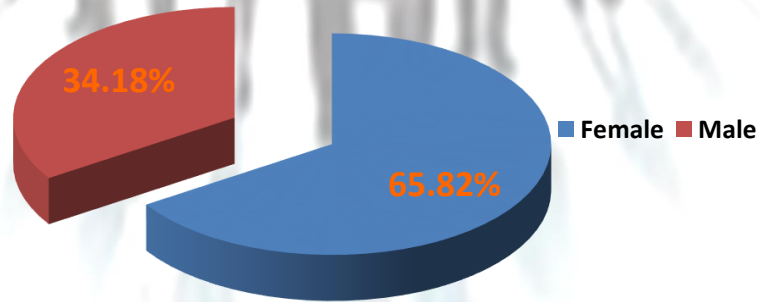
**MALE**

**1,008**  
(34.18%)

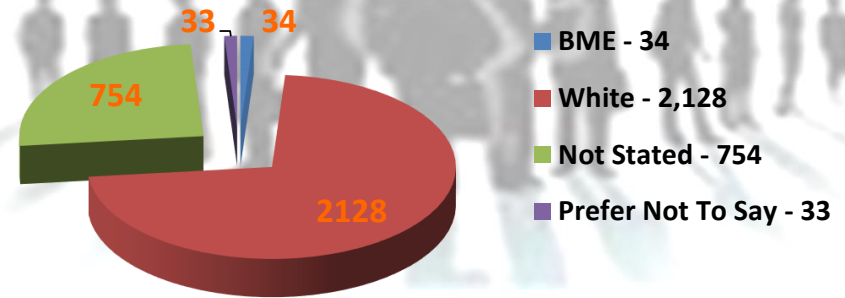
**FEMALE**

**1,941**  
(65.82%)

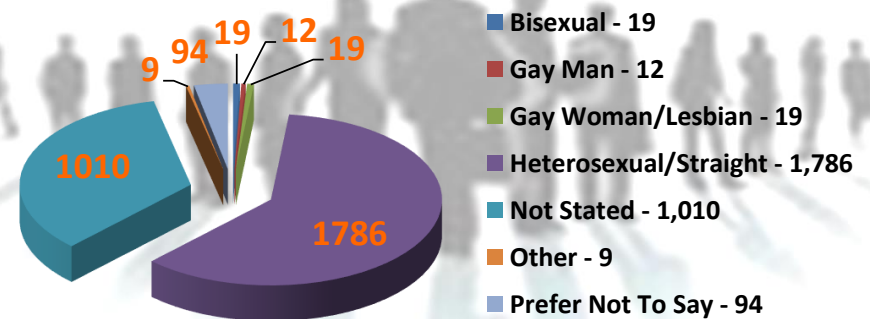
### GENDER BREAKDOWN (%)



### ETHNICITY



### SEXUAL ORIENTATION

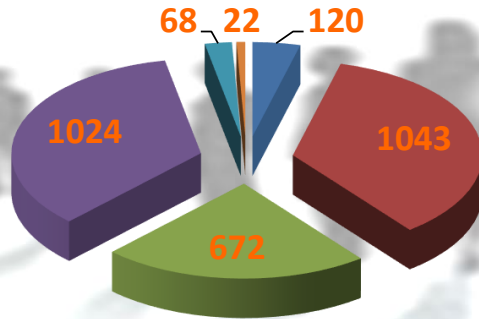




# MID YEAR 2024/25 DASHBOARD

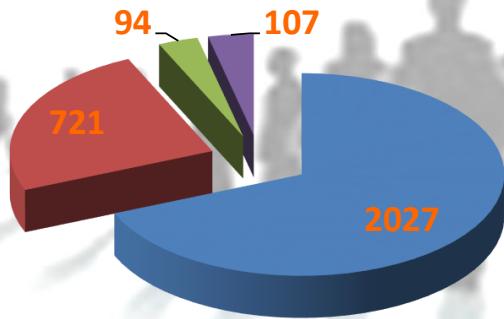
## EQUALITY AND DIVERSITY - NON-SCHOOLS

### MARITAL STATUS



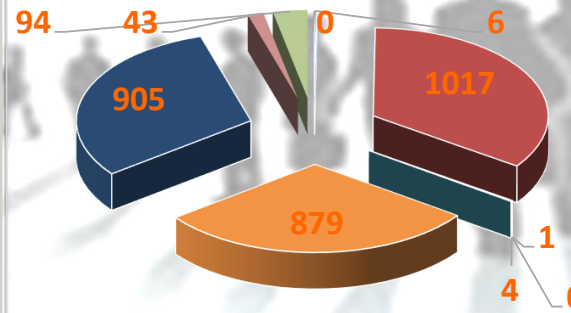
- Divorced / Dissolved Civil Partnership - 120
- Married / Civil Partnership - 1,043
- Not Married or in Civil Partnership - 672
- Not Stated - 1024
- Prefer Not To Say - 68
- Widowed / Surviving Civil Partner - 22

### DISABILITY



- No - 2,027
- Not Stated - 721
- Prefer Not To Say - 94
- Yes - 107

### RELIGION OR BELIEF



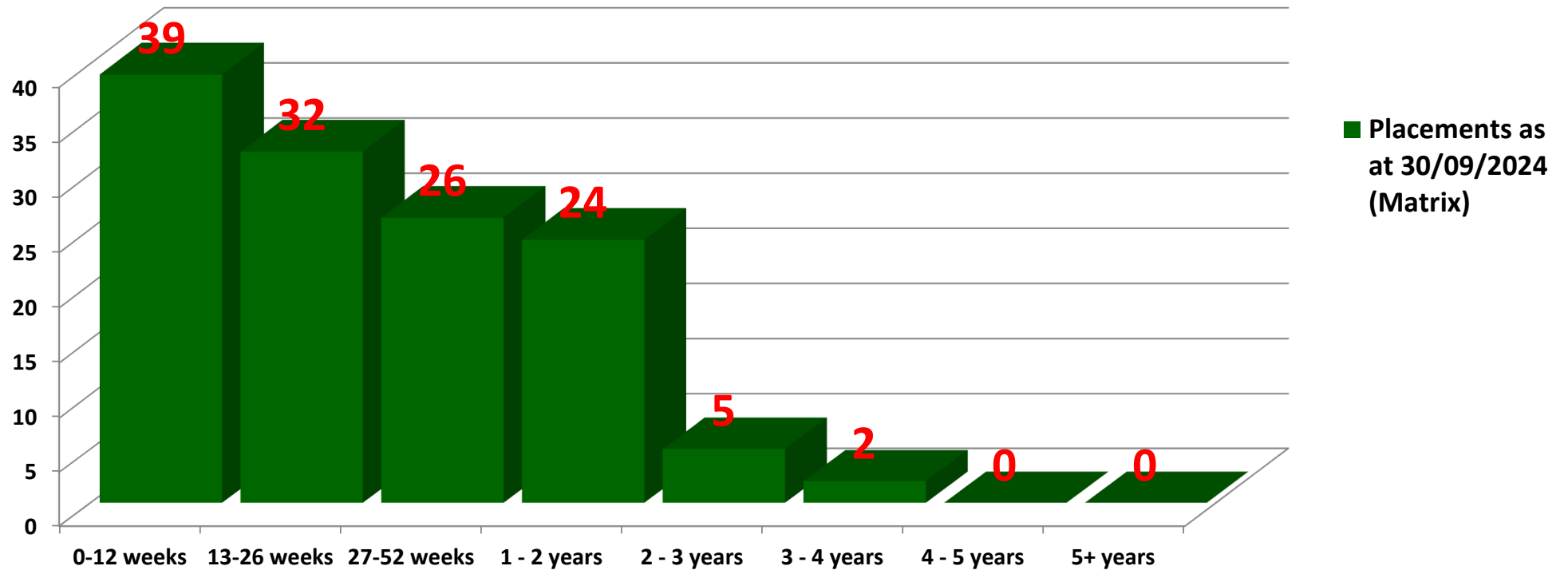
- Buddhist - 6
- Christian - 1,017
- Hindu - 0
- Jewish - 0
- Muslim - 1
- None - 879
- Not Stated - 905
- Other - 43
- Prefer Not To Say - 94
- Sikh - 0

# MID YEAR 2024/25 DASHBOARD

## RESOURCE MANAGEMENT - AGENCY

10

### Agency Tenure Management



# MID YEAR 2024/25 DASHBOARD

## HEADCOUNT AND FULL TIME EQUIVALENT (FTE) - SCHOOLS

### TOTAL HEADCOUNT

**3,044**

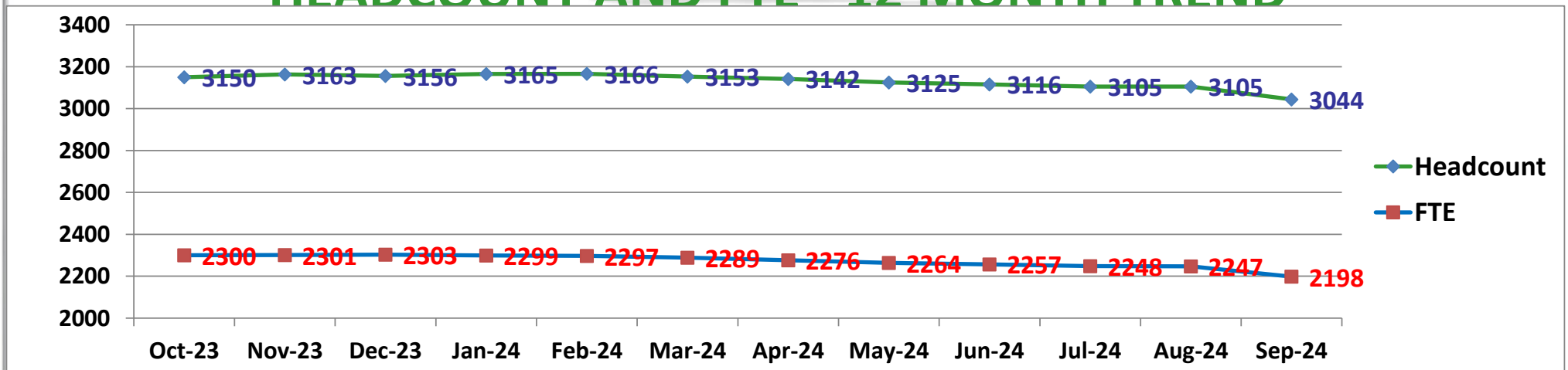
### TOTAL FULL TIME EQUIVALENT

**2,198**

30/09/2023 **3,135**  
 Decrease of 91 people (-3.66%)  
 30/09/2024 **3,044**

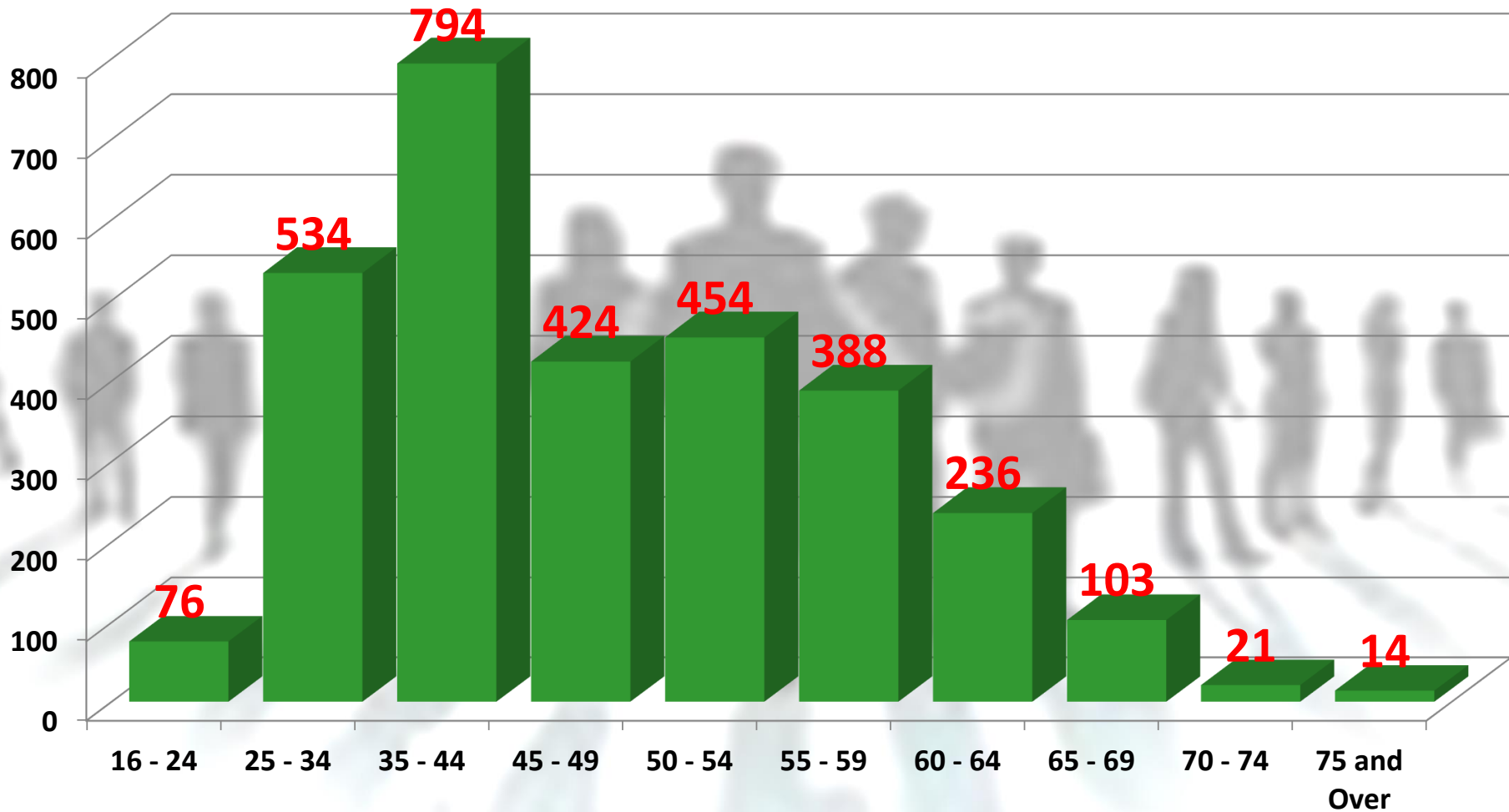
30/09/2023 **2,302**  
 Decrease of 104 FTE (-2.66%)  
 30/09/2024 **2,198**

### HEADCOUNT AND FTE - 12 MONTH TREND




# MID YEAR 2024/25 DASHBOARD

## AGE PROFILE - SCHOOLS




## DAYS LOST PER FTE 2024/25



30/09/2023  
3.43

4.34

30/09/2023  
4.34



**Downturn of 0.91**

## TOP 4 REASONS

1. STRESS, DEPRESSION, ANXIETY
2. MUSCULOSKELETAL
3. INFECTIONS
4. STOMACH; DIGESTION AND VOMITING

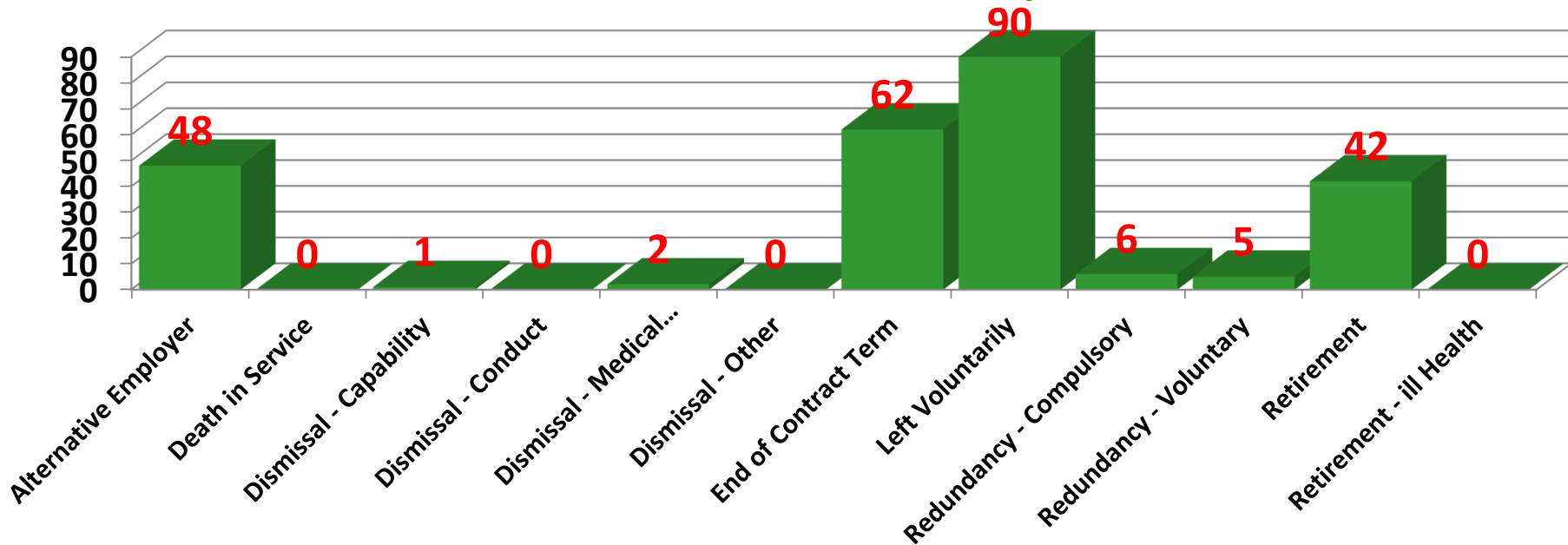
# MID YEAR 2024/25 DASHBOARD

## TURNOVER AND STABILITY - SCHOOLS

### LEAVERS - 2024/25

256

### LEAVER REASON - 2024/25



# MID YEAR 2024/25 DASHBOARD

## EQUALITY AND DIVERSITY - SCHOOLS

### GENDER BREAKDOWN

**MALE**

**461**

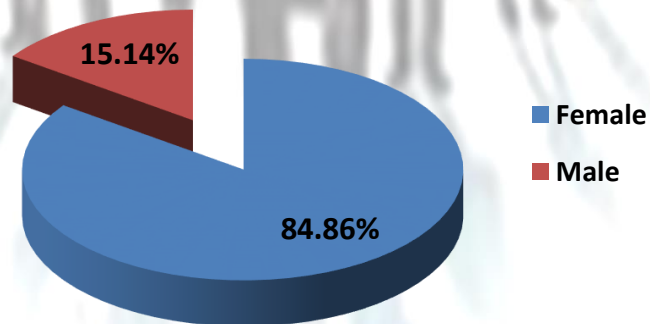
(14.96%)

**FEMALE**

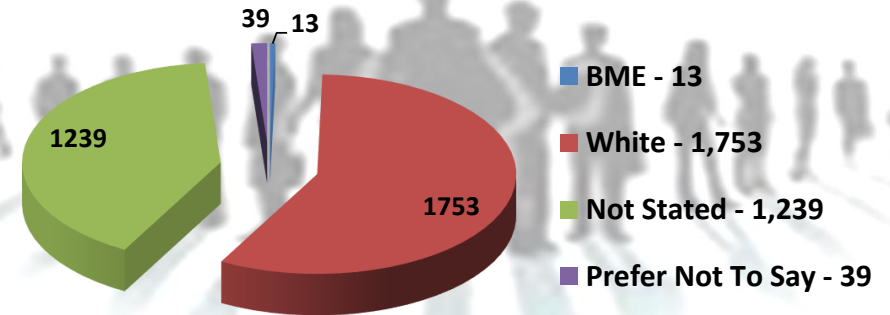
**2,583**

(85.04%)


### GENDER BREAKDOWN (%)



### ETHNICITY



### SEXUAL ORIENTATION

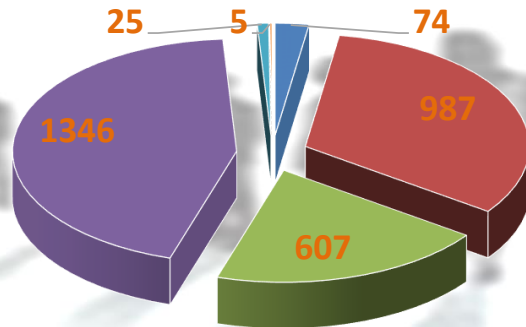




# MID YEAR 2024/25 DASHBOARD

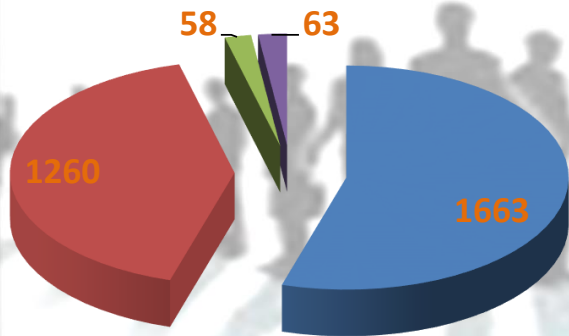
## EQUALITY AND DIVERSITY - SCHOOLS

### MARITAL STATUS



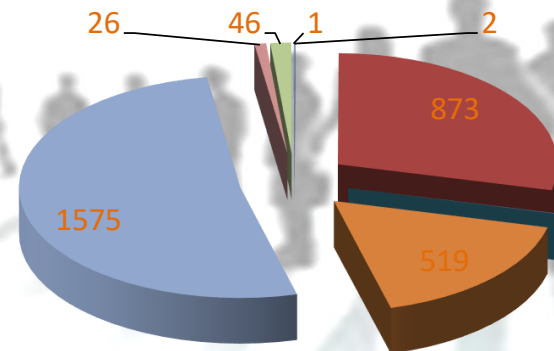
- Divorced / Dissolved Civil Partnership - 74
- Married / Civil Partnership - 987
- Not Married or in Civil Partnership - 607
- Not Stated - 1,346
- Prefer Not To Say - 25
- Widowed / Surviving Civil Partner - 5

### DISABILITY



- No - 1,663
- Not Stated - 1,260
- Prefer Not To Say - 58
- Yes - 63

### RELIGION OR BELIEF



- Buddhist - 2
- Christian - 873
- Hindu - 0
- Jewish - 1
- Muslim - 1
- None - 487
- Not Stated - 1,575
- Other - 26
- Prefer Not To Say - 46